

Annexin V-FAM Apoptosis Detection Reagent

Catalog Number LDG0001RB

Package 25 rxn / 50 rxn / 100 rxn / Customized package

“ Publications (1)

For full product information, images and publications, please visit [our website](#).



Overview

Description

Leadgene fluorescent dye (FAM) conjugated Annexin V is highly purified product. During early apoptosis, cells will translocate membrane phosphatidylserine (PS) from the inner face of the membrane to the cell surface. The product can be used in one-step staining procedure without wash step within 20 minutes.

Components

Package	Items	Quantity
25 rxn	Annexin V-FAM	1 vial (0.125 mL)
	10× Binding Buffer	1 vial (2 mL)
50 rxn	Annexin V-FAM	1 vial (0.25 mL)
	10× Binding Buffer	2 vials (2 mL)
100 rxn	Annexin V-FAM	1 vial (0.5 mL)
	10× Binding Buffer	3 vials (2 mL)

Specifications

Reactivity

Mammalian

Application

Cell apoptosis assay

Detection Method

Fluorescent

Sample Type

Adherent cells | Suspension cells

Instruction**Shipping**

The product is shipped with polar packs. Upon receipt, store it immediately at 2-8°C for long term storage.




Stability & Storage

This product is stable after storage at:

- 2-8°C for 12 months under sterile conditions from date of receipt.

Protect from light.

Disclaimer : For Research Use or Further Manufacturing Only.

Tainan Headquarter +886-6-2536677 bd@leadgene.com.tw**Innovation & Research Center** +886-2-27065528**CLD Center** +886-6-2536677