

## Goat Anti-Mouse IgG (H+L) Antibody (FAM)

**Catalog Number** LDG0040YE

**Package** 500 µL / 1 mL / Customized package

“ Publications ( 1 )

For full product information, images and publications, please visit [our website](#).



### Overview

#### Description

FAM is a fluorescent dye that can be excited by wavelength of 495 nm. Leadgene Goat Anti-Mouse IgG (H+L) Antibody (FAM) is conjugated with high-activity FAM.

#### Product Note

Recommended dilution factor:

IFA: 1:200-1000

FACS: 1:200-1000

Note: Working dilution for specific application should be determined by the investigator to obtain the best conditions.

### Specifications

#### Host

Goat

#### Clonality

Polyclonal

#### Immunogen

Purified mouse IgG

#### Reactivity

Mouse (Minor cross-reactivity to rat)

#### Application

IFA, FACS

#### Conjugation

5(6)-FAM

#### Concentration

0.5 mg/mL

#### Storage Buffer

Phosphate Buffered Saline containing 1% BSA, 0.03% ProClin 300, pH 7.4.

#### Tainan Headquarters

+886-6-2536677

bd@leadgene.com.tw

#### Innovation & Research Center

+886-2-27065528

#### CLD Center

+886-6-2536677

**Specificity**

IgG

**Form**

Liquid

**Instruction****Shipping**

The product is shipped with polar packs. Upon receipt, store it immediately at 2-8°C for long term storage.




**Stability & Storage**

This product is stable after storage at:

- 2-8°C for 6 months under sterile conditions from date of receipt.

Do not freeze and protect from light.

**Disclaimer :** For Research Use or Further Manufacturing Only.

**Tainan Headquarters** +886-6-2536677 [bd@leadgene.com.tw](mailto:bd@leadgene.com.tw)**Innovation & Research Center** +886-2-27065528**CLD Center** +886-6-2536677