

SARS-CoV-2 Spike Protein (S1 Subunit), His Tag, E. coli

Catalog Number LDG005PVE

Package 100 µg / Customized package

 Publications (2)

For full product information, images and publications, please visit [our website](#).



Specifications

Species of Origin

SARS-CoV-2

Affinity Tag

His Tag (C-term)

Purity

>98% as determined by SDS-PAGE analysis.

Form

Lyophilized

Expression System

Escherichia coli

Storage Buffer


Lyophilized from a 0.2 µm filtered solution of PBS, pH 8.0.

Molecular weight

The protein has a calculated MW of 74.34 kDa. The protein migrates as 63-75 kDa under reducing condition (SDS-PAGE analysis).


Background

Tainan Headquarter


 +886-6-2536677

 bd@leadgene.com.tw

Innovation & Research Center

 +886-2-27065528

CLD Center

 +886-6-2536677

Background

SARS-CoV-2 is a kind of coronavirus which full name is severe acute respiratory syndrome coronavirus 2. SARS-CoV-2 is contagious that causes the respiratory diseases and lung diseases which make difficulty breathing. SARS-CoV-2 do the spillover event in 2019 because it has genetic diversity. SARS-CoV-2 is composed by four subunits (spike, envelope, membrane and nucleocapsid proteins). Its RNA genome is encapsulated with nucleocapsid protein. The viral envelope is comprised of spike, envelope and membrane protein. SARS-CoV-2 has high affinity to ACE2, which is highly expression in intestines, kidney, and heart.

Uniprot ID

#P0DTC2

Synonyms

Spike glycoprotein, S glycoprotein, E2, Peplomer protein

Sequence Note

Val16-Cys671

Instruction

Reconstitution

It is recommended to reconstitute the lyophilized protein in sterile H₂O to a concentration not less than 200 µg/mL and incubate the stock solution for at least 20 min to ensure sufficient re-dissolved.

Shipping

The product is shipped with polar packs. Upon receipt, store it immediately at -20°C or lower for long term storage.

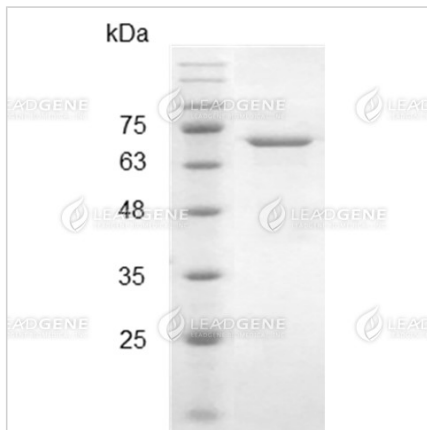
Stability & Storage

This product is stable after storage at:

- -20°C for 12 months in lyophilized state from date of receipt.
- -20°C or -80°C for 1 month under sterile conditions after reconstitution.

Avoid repeated freeze/thaw cycles.

Image



SDS-PAGE analysis of recombinant SARS-CoV-2 spike protein (S1 subunit).

Disclaimer : For Research Use or Further Manufacturing Only.