

SARS-CoV Nucleocapsid Protein, His-SUMO Tag, HEK293

Catalog Number LDG005PVM

Package 5 µg / 20 µg / 100 µg / Customized package

For full product information, images and publications, please visit [our website](#).



Specifications

Species of Origin

SARS-CoV

Affinity Tag

His-SUMO Tag (N-term)

Purity

>98% as determined by SDS-PAGE analysis.

Form

Lyophilized

Expression System

HEK293

Storage Buffer

Lyophilized from a 0.2 µm filtered solution of PBS, pH 7.4.

Molecular weight

The protein has a calculated MW of 57.57 kDa. The protein migrates about 75 kDa under reducing condition (SDS-PAGE analysis).

Background

Tainan Headquarter

+886-6-2536677

bd@leadgene.com.tw

Innovation & Research Center

+886-2-27065528

CLD Center

+886-6-2536677

Background

SARS-CoV-2 is a kind of coronavirus which full name is severe acute respiratory syndrome coronavirus 2. SARS-CoV-2 is contagious that causes the respiratory diseases and lung diseases which make difficulty breathing. SARS-CoV-2 do the spillover event in 2019 because it has genetic diversity. SARS-CoV-2 is composed by four subunits (spike, envelope, membrane and nucleocapsid proteins). Its RNA genome is encapsulated with nucleocapsid protein. The viral envelope is comprised of spike, envelope and membrane protein. SARS-CoV-2 has high affinity to ACE2, which is highly expression in intestines, kidney, and heart.

Uniprot ID

#P59595

Synonyms

Nucleoprotein, N, Nucleocapsid protein, NC Protein N

Sequence Note

Met1-Ala422

Instruction

Reconstitution

It is recommended to reconstitute the lyophilized protein in sterile H₂O to a concentration not less than 200 µg/mL and incubate the stock solution for at least 20 min to ensure sufficient re-dissolved.

Shipping

The product is shipped with polar packs. Upon receipt, store it immediately at -20°C or lower for long term storage.

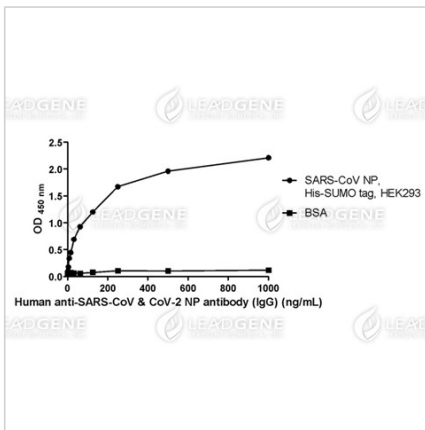
Stability & Storage

This product is stable after storage at:

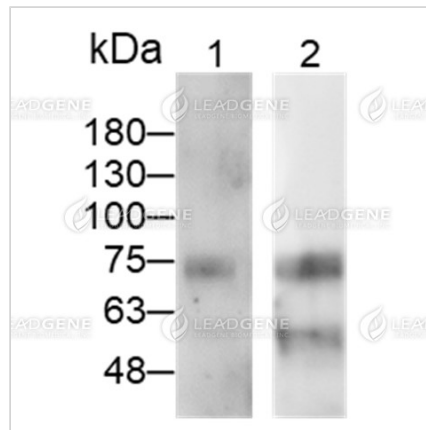
- -20°C for 12 months in lyophilized state from date of receipt.
- -20°C or -80°C for 1 month under sterile conditions after reconstitution.

Avoid repeated freeze/thaw cycles.

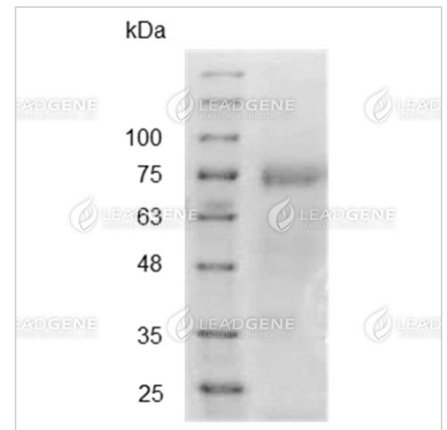
Image



ELISA titration of Human anti-SARS-CoV & CoV-2 NP Antibody (IgG) (Leadgene cat. 17901).



WB analysis of recombinant SARS-CoV nucleocapsid protein.
 Lane 1: Human anti-SARS-CoV & CoV-2 NP Antibody (IgG), 0.5 µg/mL (Leadgene cat. 17901)
 Lane 2: Human anti-SARS-CoV & CoV-2 NP Antibody (IgM), 0.5 µg/mL (Leadgene cat. 18301)



SDS-PAGE analysis of recombinant SARS-CoV nucleocapsid protein.

Disclaimer : For Research Use or Further Manufacturing Only.