

Anti-HbA1c Antibody [Clone 12D7]

Catalog Number LDG0066YA

Package 100 µg / Customized package

For full product information, images and publications, please visit [our website](#).



Overview

Description

Hemoglobin (Hb) is the major component of red blood cell. Hb is a iron-containing oxygen transport protein which carries oxygen from pulmonary alveolus to the cells. Hb is a quaternary structure that contains four subunits. HbA1c (Glycated hemoglobin; hemoglobin A1c) is a form Hb is linked to sugar. The HbA1c level can indicate three-month average blood sugar level.

Product Note

Recommended dilution factor:

ELISA: 1:5000-20000 (0.05-0.2 µg/mL)

IP: 1:500-2000 (0.5-2 µg/mL)

Note: Working dilution for specific application should be determined by the investigator to obtain the best conditions.

Specifications

Host

Mouse

Isotype

IgG1

Immunogen

KLH-conjugated HbA1c peptide

Clonality

Monoclonal

Clone Name

clone 12D7

Reactivity

Human

Application

ELISA, IP

Concentration

1 mg/mL

Specificity

HbA1c protein

Conjugation

Unconjugated

Storage Buffer

Phosphate Buffered Saline containing 0.03% ProClin 300, pH 7.4.

Form

Liquid

Instruction**Shipping**

The product is shipped with polar packs. Upon receipt, store it immediately at -20°C or lower for long term storage.

Stability & Storage

This product is stable after storage at:




- 2-8°C for 2 weeks under sterile conditions from date of receipt.
- -20°C or -80°C for 12 months under sterile conditions from date of receipt.

Avoid repeated freeze/thaw cycles.

Suggestion: Divide antibody into several vials.

Keep only vials for usage at 2-8°C.

Disclaimer : For Research Use or Further Manufacturing Only.

Tainan Headquarter +886-6-2536677 bd@leadgene.com.tw**Innovation & Research Center** +886-2-27065528**CLD Center** +886-6-2536677