

Anti-SARS-CoV-2 NP Antibody [Clone 102-7]

Catalog Number LDG0083YA

Package 100 µg / Customized package

For full product information, images and publications, please visit [our website](#).



Overview

Description

Mouse anti-SARS-CoV & CoV-2 NP antibody recognize SARS Coronavirus Nucleocapsid protein (NP). Coronavirus NP localize to the cytoplasm and the nucleolus in both Virus-like particle (VLP) infected primary cells and in cells transfected with NP plasmid. NP has abundant expression in coronavirus and is a highly immunogenic phosphoprotein. NP is also conserved in sequence. Due to these characteristics above, the NP is an ideal marker for diagnosis.

Product Note

Recommended dilution factor:

ELISA: 1:5000-20000

WB:1: 1000-5000

IFA:1: 500-1000

Note: Working dilution for specific application should be determined by the investigator to obtain the best conditions.

Specifications

Host

Mouse

Isotype

IgG1

Clonality

Monoclonal

Clone Name

clone 102-7

Immunogen

Nucleocapsid protein (NP)

Application

ELISA, WB, IFA

Concentration

1 mg/mL

Specificity

Nucleocapsid protein

Reactivity

SARS-CoV & CoV-2

Conjugation

Unconjugated

Storage BufferPhosphate Buffered Saline containing 0.03%
ProClin 300, pH 7.4.**Form**

Liquid

Instruction**Shipping**

The product is shipped with polar packs. Upon receipt, store it immediately at -20°C or lower for long term storage.

Stability & Storage




This product is stable after storage at:

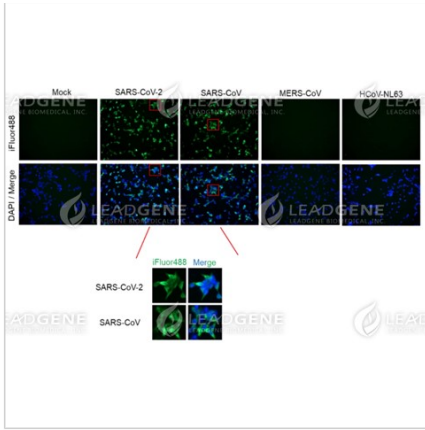
- 2-8°C for 2 weeks under sterile conditions from date of receipt.
- -20°C or -80°C for 12 months under sterile conditions from date of receipt.

Avoid repeated freeze/thaw cycles.

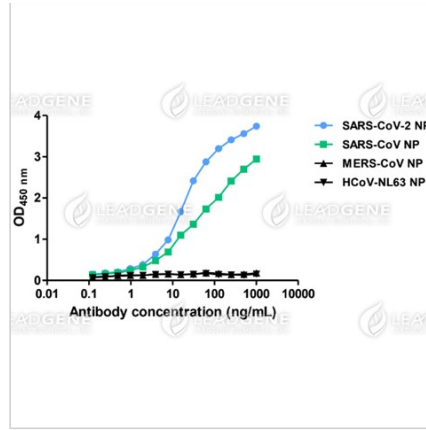
Suggestion: Divide antibody into several vials.

Keep only vials for usage at 2-8°C.

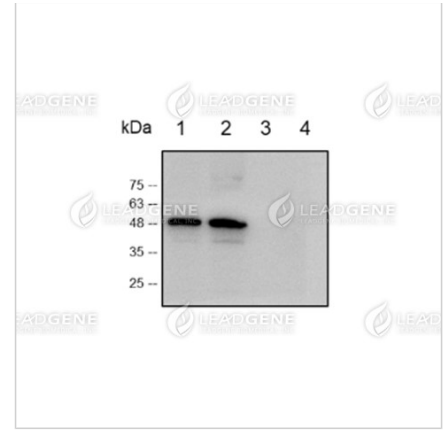
Image**Tainan Headquarter** +886-6-2536677 bd@leadgene.com.tw**Innovation & Research Center** +886-2-27065528**CLD Center** +886-6-2536677



Immunofluorescence analysis of Mouse anti-SARS-CoV & CoV-2 NP mAb, clone 102-7 (1:500)



ELISA titration of Mouse anti-SARS-CoV & CoV-2 NP mAb, clone 102-7



Western blotting analysis of Mouse anti-SARS-CoV & CoV-2 NP mAb, clone 102-7 (1:1000)

Disclaimer : For Research Use or Further Manufacturing Only.