

## Anti-MPXV M1R VHH Antibody [Clone MM01]

**Catalog Number** LDG0154YA

**Package** Customized package / 100 µg

For full product information, images and publications, please visit [our website](#).



### Overview

#### Description

Anti-MPXV M1R VHH Antibody recognize Monkeypox virus (MPXV) M1R proteins. MPXV, a close relative of variola virus, is a double-stranded DNA virus and belongs to the Orthopoxvirus genus of the Orthopox family. The poxvirus genome size is from 130 kb to 360 kb. MPXV M1R protein is the homolog of vaccinia virus L1 protein and plays an important role in virion assembly, virus entry and maturation.

#### Product Note

Recommended dilution factor:

ELISA: 1:5000-20000

WB: 1:1000-5000

IFA:1: 500-1000

FACS: Assay dependent

Note: Working dilution for specific application should be determined by the investigator to obtain the best conditions.

### Specifications

#### Clonality

Recombinant VHH-Human IgG

#### Isotype

IgG1

#### Clone Name

Clone MM01

#### Reactivity

Monkeypox virus

**Application**

ELISA, WB, IFA, FACS

**Concentration**

1 mg/mL

**Specificity**

M1R protein

**Conjugation**

Unconjugated

**Storage Buffer**

Phosphate Buffered Saline containing 0.03% ProClin 300, pH 7.4.

**Form**

Liquid

**Instruction****Shipping**

The product is shipped with polar packs. Upon receipt, store it immediately at -20°C or lower for long term storage.

**Stability & Storage**




This product is stable after storage at:

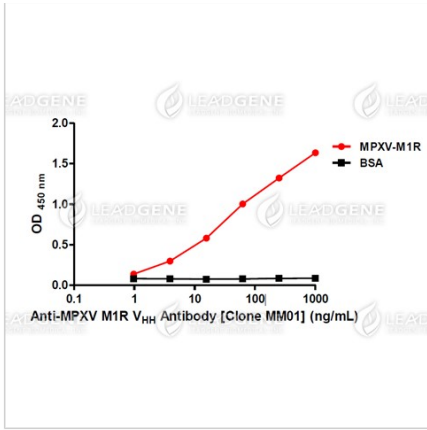
- 2-8°C for 2 weeks under sterile conditions from date of receipt.
- -20°C or -80°C for 12 months under sterile conditions from date of receipt.

Avoid repeated freeze/thaw cycles.

Suggestion: Divide antibody into several vials.

Keep only vials for usage at 2-8°C.

**Image****Tainan Headquarter** +886-6-2536677 [bd@leadgene.com.tw](mailto:bd@leadgene.com.tw)**Innovation & Research Center** +886-2-27065528**CLD Center** +886-6-2536677



ELISA titration of Anti-MPXV M1R VHH Antibody [Clone MM01]  
Titration curve of anti-MPXV M1R VHH antibody in ELISA. Red: MPXV-M1R; Black: BSA (negative control).

**Disclaimer :** For Research Use or Further Manufacturing Only.