

## Anti-NFL Antibody [clone 28-5]

Catalog Number	LDG0233YA
Package	100 µg / Customized package

For full product information, images and publications, please visit [our website](#).



### Overview

#### Description

The NFL antibody targets neurofilament light chain protein (NFL), a structural protein found in neurons that is essential for maintaining the integrity and function of nerve fibers. NFL antibody is important in research on neurodegenerative diseases such as Alzheimer's disease and amyotrophic lateral sclerosis (ALS).

#### Product Note

Recommended dilution factor:  
ELISA: 1:5000-20000

Note: Working dilution for specific application should be determined by the investigator to obtain the best conditions.

### Specifications

#### Host

Mouse

#### Isotype

IgG2b

#### Immunogen

Human NFL Protein

#### Application

ELISA

#### Clonality

Monoclonal

#### Clone Name

Clone 28-5

#### Reactivity

Human

#### Conjugation

Unconjugated

#### Tainan Headquarters

+886-6-2536677

bd@leadgene.com.tw

#### Innovation & Research Center

+886-2-27065528

#### CLD Center

+886-6-2536677

**Concentration**

1 mg/mL

**Storage Buffer**Phosphate Buffered Saline containing 0.03%  
Proclin300, pH 7.4.**Purity**

&gt;95% as determined by SDS-PAGE analysis.

**Form**



Liquid

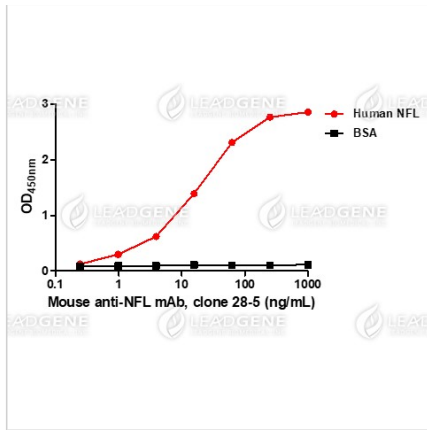
**Background****Synonyms**Neurofilament Light Polypeptide (NEFL), NF-L, 68 kDa  
Neurofilament Protein, Neurofilament Light Subunit,  
NF68**Instruction****Shipping**The product is shipped with polar packs. Upon receipt,  
store it immediately at -20°C or lower for long term  
storage.**Stability & Storage**

This product is stable after storage at:

- 2-8°C for 2 weeks under sterile conditions from date of receipt.
- -20°C or -80°C for 12 months under sterile conditions from date of receipt.

Avoid repeated freeze/thaw cycles.

Suggestion: Divide antibody into several vials. Keep  
only vials for usage at 2-8°C.**Image****Tainan Headquarters** +886-6-2536677 [bd@leadgene.com.tw](mailto:bd@leadgene.com.tw)**Innovation & Research Center** +886-2-27065528**CLD Center** +886-6-2536677



ELISA: Titration curve of anti-NFL antibody in ELISA. Red: Human NFL; Black: BSA (negative control).

**Disclaimer :** For Research Use or Further Manufacturing Only.