

Anti-DENV NS1 Antibody [Clone 1D33]

Catalog Number LDG0001YA

Package 100 µg / Customized package

For full product information, images and publications, please visit [our website](#).



Overview

Description

Dengue virus belongs to the family Flaviviridae, genus Flavivirus and consists of four distinct serotypes (DENV1 to 4). Dengue virus is transmitted by mosquitos majorly of species Aedesaegypti and Aedes Albopictus that widespread around tropics and subtropics. NS1 is a highly conserved glycoprotein of dengue virus. At acute stage of dengue virus infection (1-9 days after onset of fever), NS1 will be released from infected cells into the circulation.

Product Note

Recommended dilution factor:

ELISA: 1:5000-20000

WB: 1:1000-5000

IFA: 1:500-1000

FACS: Assay dependent

Note: Working dilution for specific application should be determined by the investigator to obtain the best conditions.

Specifications

Host

Mouse

Clonality

Monoclonal

Isotype

IgG2a

Clone Name

clone 1D33

Immunogen

Dengue virus NS1

Application

ELISA, WB, IFA, FACS

Concentration

1 mg/mL

Specificity

NS1

Reactivity

Dengue virus

Conjugation

Unconjugated

Buffer

Phosphate Buffered Saline containing 0.03% ProClin 300, pH 7.4.

Form

Liquid

Instruction**Shipping**

The product is shipped with polar packs. Upon receipt, store it immediately at -20°C or lower for long term storage.

Stability & Storage




This product is stable after storage at:

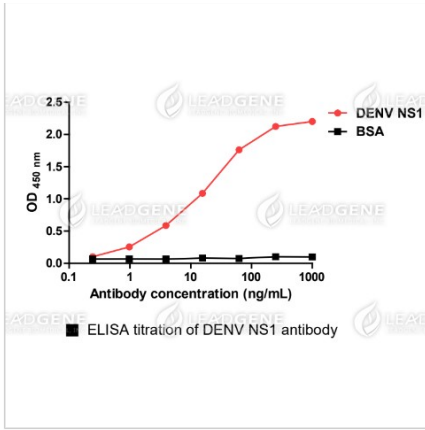
- 2-8°C for 2 weeks under sterile conditions from date of receipt.
- -20°C or -80°C for 12 months under sterile conditions from date of receipt.

Avoid repeated freeze/thaw cycles.

Suggestion: Divide antibody into several vials.

Keep only vials for usage at 2-8°C.

Image**Tainan Headquarter** +886-6-2536677 bd@leadgene.com.tw**Innovation & Research Center** +886-2-27065528**CLD Center** +886-6-2536677



ELISA titration of DENV NS1 antibody

Disclaimer : For Research Use or Further Manufacturing Only.