

Rabbit Anti-Mouse IgG (H+L) Antibody (iFluor 405)

Catalog Number LDG0024YE

Package 500 µL / 1 mL / Customized package

For full product information, images and publications, please visit [our website](#).



Overview

Description

iFluor 405 is a blue-fluorescent dye that can be excited by the 405 nm laser. Leadgene Rabbit Anti-Mouse IgG (H+L) Antibody (iFluor 405) is conjugated with high-activity iFluor 405.

Product Note

Recommended dilution factor:

IFA: 1:200-1000

FACS: 1:200-1000

Note: Working dilution for specific application should be determined by the investigator to obtain the best conditions.

Specifications

Host

Rabbit

Clonality

Polyclonal

Immunogen

Purified mouse IgG

Reactivity

Mouse

Application

IFA, FACS

Conjugation

iFluor 405

Concentration

0.5 mg/mL

BufferPhosphate Buffered Saline containing 1% BSA,
0.03% ProClin 300, pH 7.4.**Specificity**

IgG

Form

Liquid

Instruction**Shipping**

The product is shipped with polar packs. Upon receipt, store it immediately at 2-8°C for long term storage.




Stability & Storage

This product is stable after storage at:

- 2-8°C for 6 months under sterile conditions from date of receipt.

Do not freeze and protect from light.

Disclaimer : For Research Use or Further Manufacturing Only.

Tainan Headquarter +886-6-2536677 bd@leadgene.com.tw**Innovation & Research Center** +886-2-27065528**CLD Center** +886-6-2536677