

Anti-IL-6 Antibody [Clone 9D9]

Catalog Number	LDG0026YA
Package	100 µg / Customized package

For full product information, images and publications, please visit [our website](#).



Overview

Description

Interleukin-6 (IL-6) is a pleiotropic cytokine produced by activated immune cells and stromal cells, has proinflammatory and anti-inflammatory properties. This protein plays a crucial role in inflammation, immune response and hematopoiesis. It induces not only synthesis of acute phase proteins, but also promotes alternative activation of macrophages.

Product Note

Recognize IL-6 in ELISA, when clone 9D9 antibody was paired with Anti-IL-6 Antibody [clone 3-5] (cat. LDG0180YA).

Recommended dilution factor:

ELISA: 1:5000-20000

WB: 1:1000-5000

IFA: 1:500-1000

FACS: Assay dependent

Note: Working dilution for specific application should be determined by the investigator to obtain the best conditions.

Specifications

Host	Clonality
Mouse	Monoclonal
Isotype	Clone Name
IgG2a	clone 9D9
Immunogen	Reactivity
Interleukin 6	Human

Tainan Headquarter

+886-6-2536677

bd@leadgene.com.tw

Innovation & Research Center

+886-2-27065528

CLD Center

+886-6-2536677

Application

ELISA, WB, IFA, FACS

Concentration

1 mg/mL

Specificity

Interleukin 6

Conjugation

Unconjugated

Buffer

Phosphate Buffered Saline containing 0.03% ProClin 300, pH 7.4.

Form

Liquid

Instruction**Shipping**

The product is shipped with polar packs. Upon receipt, store it immediately at -20°C or lower for long term storage.



Stability & Storage

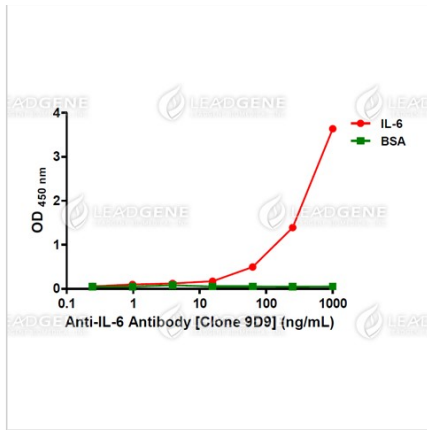
This product is stable after storage at:

- 2-8°C for 2 weeks under sterile conditions from date of receipt.
- -20°C or -80°C for 12 months under sterile conditions from date of receipt.

Avoid repeated freeze/thaw cycles.

Suggestion: Divide antibody into several vials. Keep only vials for usage at 2-8°C.

Image**Tainan Headquarter** +886-6-2536677 bd@leadgene.com.tw**Innovation & Research Center** +886-2-27065528**CLD Center** +886-6-2536677



ELISA titration of Anti-IL-6 Antibody
 [Clone 9D9]
 Titration curve of Anti-IL-6 antibody in
 ELISA. Red: IL-6; Green: BSA
 (negative control).

Disclaimer : For Research Use or Further Manufacturing Only.